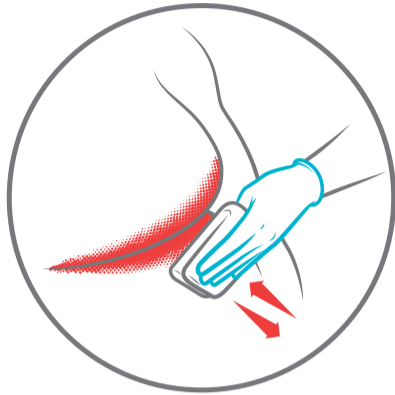


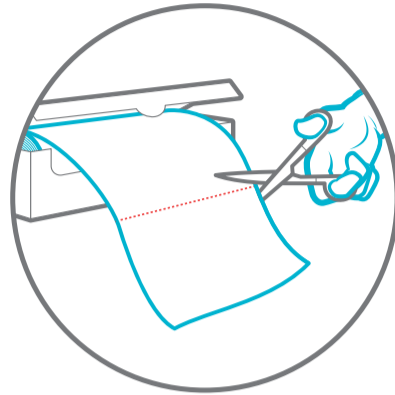
InterDry® – fabric containing an antimicrobial silver complex for use in skin fold management

A guide on how to apply InterDry in skin folds



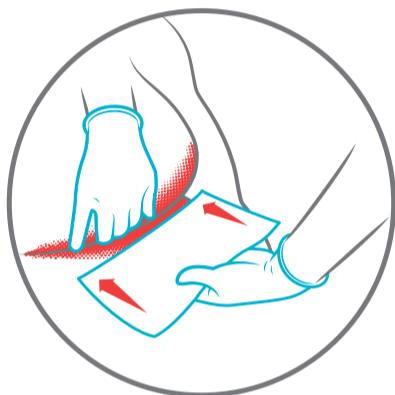
1.

Wash skin gently. Pat dry, do not rub.



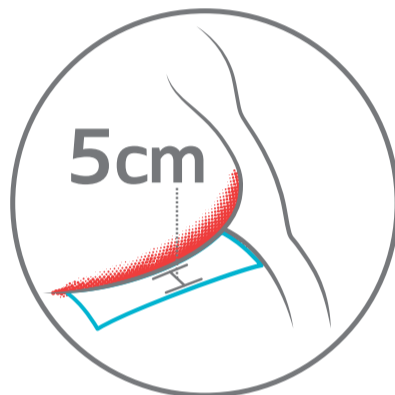
2.

Cut fabric with clean scissors.



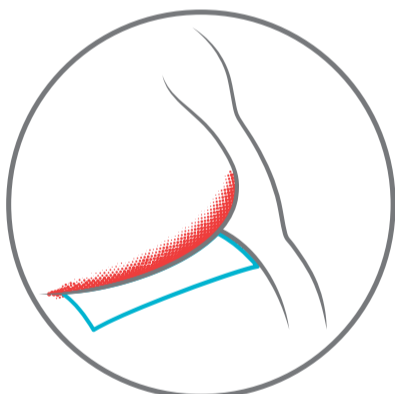
3.

Lay a single layer of fabric in the skin fold, with one edge in the base of the fold.



4.

Leave at least 5cm of the fabric exposed outside the skin fold.



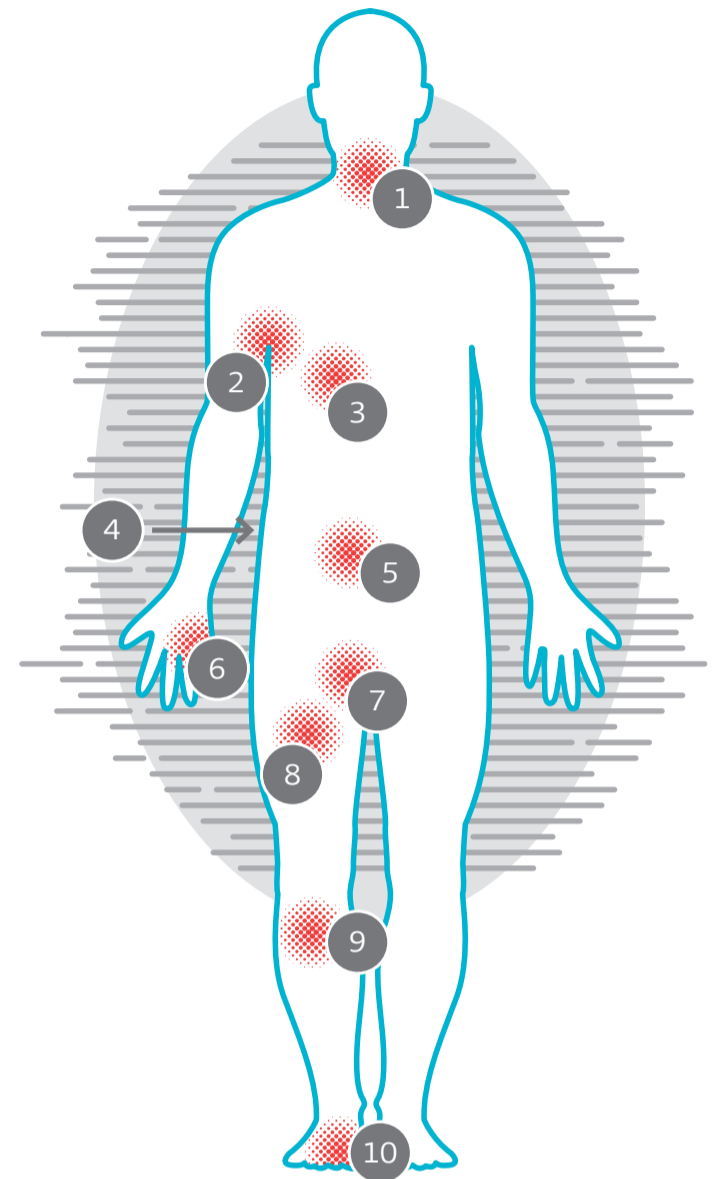
5.

Secure with the skin fold, or tucked under clothing.



6.

Use of any powders, ointments, creams or emollients with the product may prevent it from working as intended.



Common locations for intertrigo:¹⁻³

1. Neck
2. Axilla
3. Under breast
4. Back
5. Abdomen
6. Between fingers
7. Groin
8. Upper leg
9. Lower extremities
10. Between toes

Size (cm)	Quantity	Code	NHS
25x366	1 roll	67918	ELZ1194
25x91	10 pouches	67919	ELZ1199

Please refer to InterDry instructions for use for detailed usage instructions.

References:

1. R. Gary Sibbald et al. A Practical Approach to the Prevention and Management of Intertrigo, or Moisture-associated Skin Damage, due to Perspiration: Expert Consensus on Best Practice. Wound Care Canada, Volume 11, Number 2 · Fall 2013 Accessible at www.woundcarecanada.ca/supplements.
2. Janniger CK, Schwartz RA, Szepietowski JC, Reich A: Intertrigo and common secondary skin infections. Am Fam Physician 2005, 72(5):833-838.
3. Gray (2011). Moisture-Associated Skin Damage Overview and Pathophysiology.

